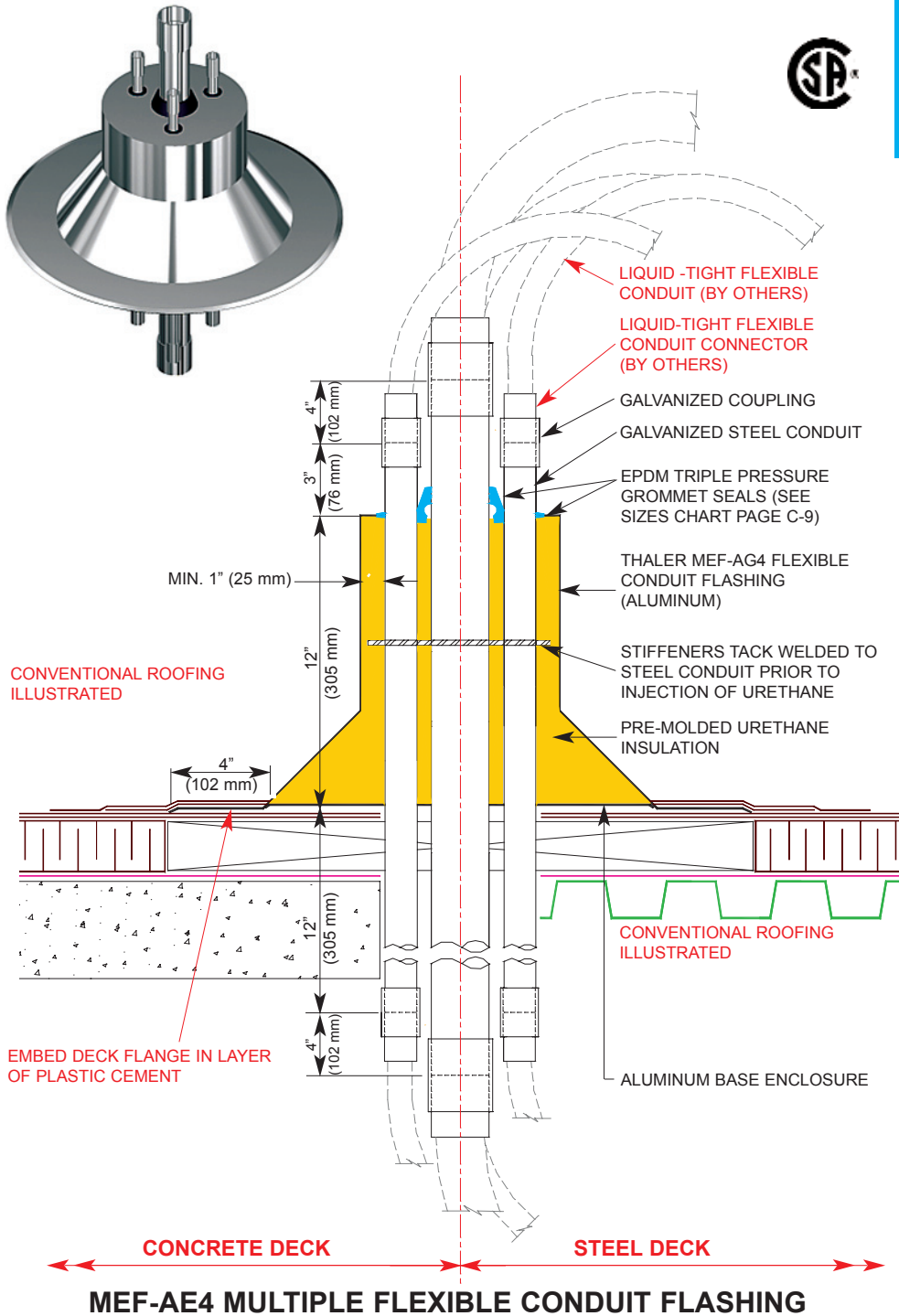


MEF-AE4 MULTIPLE FLEXIBLE CONDUIT FLASHINGS



DESCRIPTION

Thaler MEF-AE4 Multiple Flexible Conduit Flashing consists of a metal flashing sleeve with integral deck flange, pre-molded urethane insulation liner, molded in place galvanized steel conduit fittings with metal stiffeners, EPDM Triple Pressure Grommet Seals, and aluminum base enclosure. Available in aluminum only. Diameter: Suitable for Liquid Tight flexible conduit ranging from 1/2" (12 mm) to 4" (102 mm) diameter. See Sizes Chart on reverse side of page. Height: 12" (305 mm) is standard.

Prominent Features: Condensation free. EPDM seals will not allow moisture to penetrate flashing (see Thaler EPDM Flashing Seals literature). Molded in place galvanized steel conduit fittings with couplings for easy connection.

Options: See Sizes Chart on reverse side of page. Temporary steel conduit plugs. PVC coated deck flange for PVC roof membrane. Bituminous painted deck flange for BUR and ModBit roof membrane. Split flashing (SPJ-2) is available as an alternative if sleeve cannot fit over vent stack.

RECOMMENDED USE

For multiple Liquid Tight flexible steel conduit penetrating the roof for electrical services..

APPROVALS

CSA Approved to CSA B272-93 (Prefabricated Self-Sealing Roof Vent Flashings). Note: in addition to the CSA tests, Thaler in-house testing was performed with the EPDM Triple Pressure Grommet Seal submerged in 8" (203 mm) of water for 3 months with no leakage.

WARRANTY

20 year warranty against leaks, condensation and defects in materials and/or manufacture when installed in accordance with Thaler "Installation Instructions". Warranty not valid where metal components are subjected to unusually harsh corrosive environments e.g. pulp mills, mining facilities and similar applications. Stainless steel only is recommended for these installations.

MAINTENANCE

No maintenance required (maintenance free).

SPECIFICATION (Short Form)

Multiple flexible conduit flashings: Thaler MEF-AE4 standard 12" (305 mm) high flashing; .064" (1.6 mm) mill finish 1100-OT alloy aluminum; diameter and seals to suit conduit; to CSA B272-93; with EPDM Triple Pressure Grommet Seals; molded in place galvanized steel conduit fittings; aluminum base enclosure; [PVC coated deck flange] [bituminous painted deck flange]; manufactured by Thaler Metal Industries, 1-800-387-7217 (Mississauga, Ontario, Canada) or 1-800-576-1200 (New Braunfels, TX), installed as per manufacturer's written instructions. Provide 20 year warranty against leaks, condensation and defects in materials and/or manufacture.

INSTALLATION

"Installation Instructions" are provided with every Thaler product. Essentially, Thaler MEF-AE4 Flashing is installed by removing the temporary steel conduit plugs (optional) feeding the conduit through after the flashing has been placed, and then fastening the Liquid Tight flexible conduit connector to the galvanized coupling, and as follows:

BUR: Set deck flange in layer of plastic cement and flash in with 3 overlapping layers of felt flashing.

ModBit: Torch membrane until bitumen is fluid and set flange into fluid. Flash in flange with two overlapping layers of ModBit and seal with asphalt sealer.

Single Ply: Set deck flange in layer of membrane adhesive and extend single ply up sleeve to highest elevation possible and clamp membrane to MEF-AE4 Flashing. Note: for PVC membrane, specify PVC coated flashing by adding suffix P to end of model number, e.g. MEF-AE4-P; weld roofing to deck flange using PVC torch.

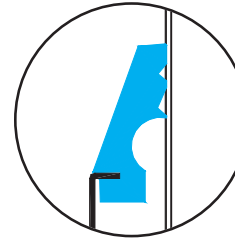
Precautions: Apply an asphaltic or other type protective coating to aluminum flashing to a height of 2" (51 mm) above a limestone ballast to avoid corrosive reaction. Also, if coating deck flange with bituminous paint on site, allow 24 hours for drying before applying roof membrane..

Ordering and Availability: Specify conduit sizes to be accommodated.. Available throughout North America. Contact Thaler for list of distributors and current cost information. Most products are readily available from stock.

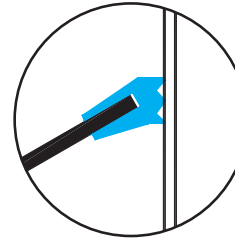
Sizes Chart

This chart illustrates the different EPDM Grommet Seals and Base Seals which will be used for each size conduit, vent pipe, etc.

Trade Size	Actual Size (inches)	Actual Size (millimeters)	Grommet Supplied
1/2"	.84"	(21 mm)	B
3/4"	1.05"	(27 mm)	B
1"	1.315"	(33 mm)	B
1-1/4"	1.66"	(42 mm)	B
1-1/2"	1.9"	(48 mm)	A
2"	2.375"	(60 mm)	A
2-1/2"	2.875"	(73 mm)	B
3"	3.5"	(89 mm)	A
3-1/2"	4"	(102 mm)	A
4"	4.5"	(114 mm)	A
5"	5.563"	(141 mm)	A
6"	6.625"	(168 mm)	A



Type A
EPDM Triple
Pressure Grommet
Seal (Injection
Molded)

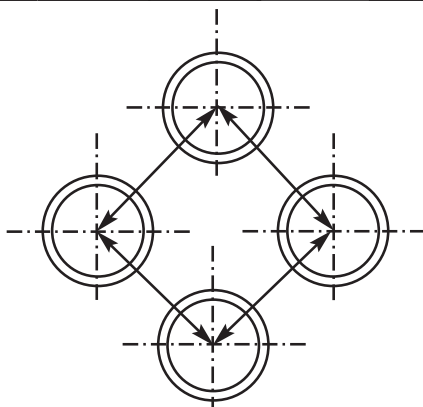


Type B
EPDM Triple
Pressure Grommet
Seal (Extruded)

Conduit Spacing Chart

This chart illustrates the minimum spacing o/c for conduit entering a flashing sleeve.

Conduit Size	1/2"	3/4"	1"	1-1/4"	1-1/2"	2"	2-1/2"	3"	3-1/2"	4"
1/2"	1-1/2	1-5/8	1-13/16	2-1/16	2-3/16	2-1/2	2-3/4	3	3-5/16	3-5/8
3/4"	1-5/8	1-3/4	1-15/16	2-3/16	2-5/16	2-5/8	2-7/8	3-1/8	3-7/16	3-3/4
1"	1-13/16	1-15/16	2-1/8	2-3/8	2-1/2	2-13/16	3-1/16	3-5/16	3-5/8	3-15/16
1-1/4"	2-1/16	2-3/16	2-3/8	2-5/8	2-3/4	3-1/16	3-5/16	3-9/16	3-7/8	4-3/16
1-1/2"	2-5/16	2-5/16	2-1/2	2-3/4	2-7/8	3-3/16	3-7/16	3-11/16	4	4-5/16
2"	2-1/2	2-5/8	2-13/16	3-1/16	3-3/16	3-1/2	3-3/4	4	4-5/16	4-5/8
2-1/2"	2-3/4	2-7/8	3-1/16	3-5/16	3-7/16	3-3/4	4	4-1/4	4-9/16	4-7/8
3"	3	3-1/8	3-5/16	3-9/16	3-11/16	4	4-1/4	4-1/2	4-13/16	5-1/8
3-1/2"	3-5/16	3-7/16	3-5/8	3-7/8	4	4-3/16	4-9/16	4-13/16	5-1/8	5-7/16
4"	3-5/8	3-3/4	3-15/16	4-3/16	4-5/16	4-5/8	4-7/8	5-1/8	5-7/16	5-3/4



Minimum spacing guidelines shown in the above Conduit Spacing Chart must be followed when using 2, or more conduit.