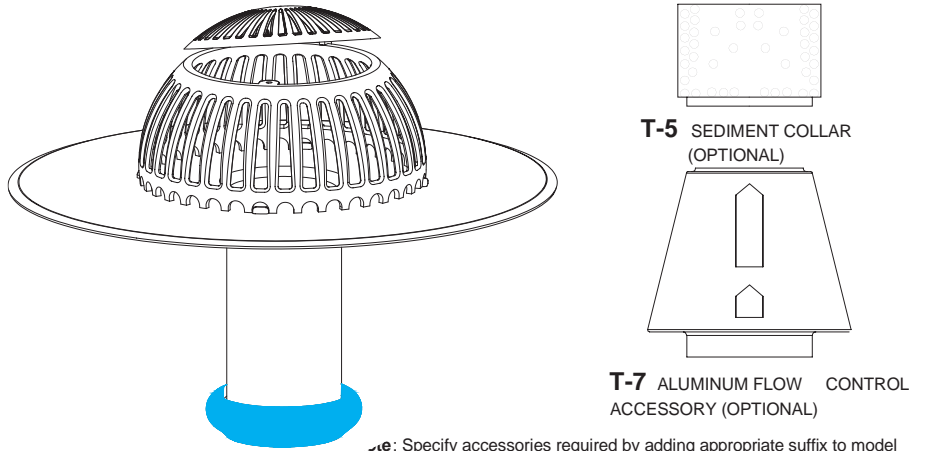
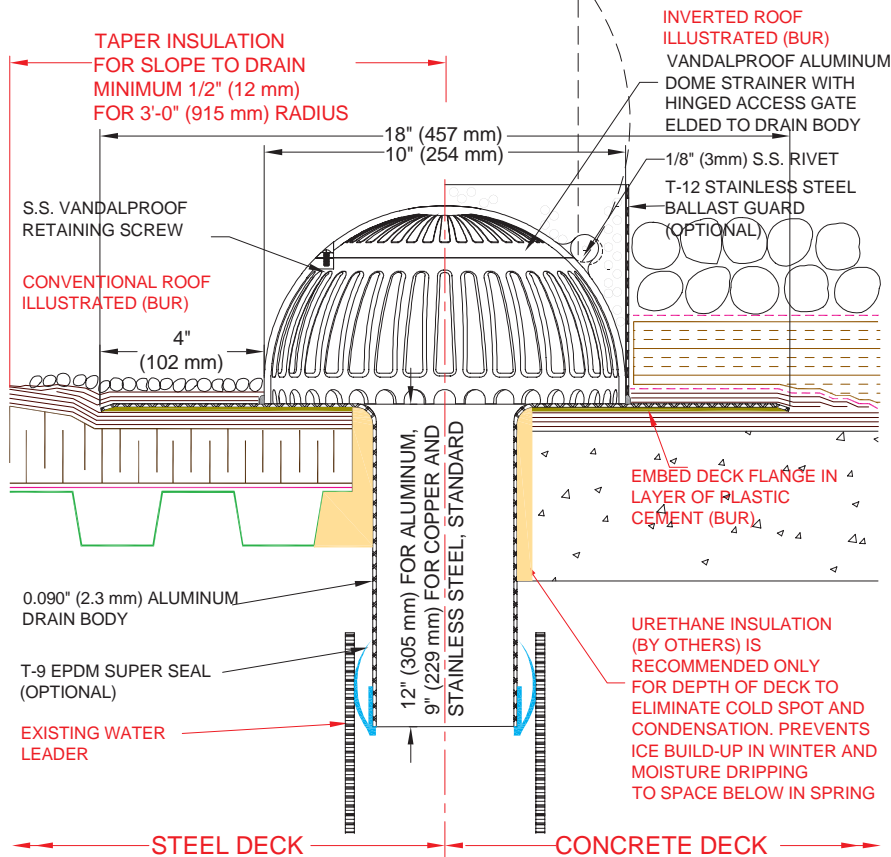


ROOF SPECIALTIES RD-14A-RR VANDALPROOF ALUMINUM ROOF DRAIN (All Purpose, Low Spot Retrofit)



Note: Specify accessories required by adding appropriate suffix to model number e.g. RD-14C-RR-T-5 for sediment collar, T-7 for flow control and T-12 for ballast guard.



RD-14A-RR VANDALPROOF ALUMINUM ROOF DRAIN (All Purpose, Low Spot Retrofit) Note: RD-14C-RR (Copper) and RD-14SS-RR (Stainless Steel) Roof Drain similar. See reverse side of page for material change.

INSTALLATION

"Installation Instructions" are provided with every Thaler product. Essentially, the RD-14A-RR roof drain is installed by coring or cutting the roof assembly, fitting the drain outlet into the rainwater leader, slowly rotating and pushing down into position, installing the dome strainer (including any optional accessories), and as follows:

BUR: Set drain flange over membrane in layer of plastic cement and flash in with 3 overlapping layers of felt flashing.

ModBit: Torch membrane until bitumen is fluid and set drain flange into fluid. Flash in flange with two overlapping layers of ModBit and seal with asphalt sealer.

Single Ply: Set drain flange in layer of membrane adhesive before applying membrane over flange. Note: for PVC membrane, specify PVC coated drain flange by adding suffix P to end of model number, e.g. RD-14A-RR-P; weld roofing to drain flange using PVC torch.

Precautions: If coating drain flange with a bituminous paint on site, allow 24 hours for drying before applying roof membrane.

Ordering: Available throughout North America. Contact Thaler for list of distributors and current cost information. Most products are readily available from stock.

DESCRIPTION

The Thaler RD-14A-RR Roof Drain consists of a vandalproof cast aluminum dome with hinged access gate, flat aluminum body, deck flange and straight outlet fitted with EPDM sealing ring (Thaler Super-Seal). The Super-Seal provides a superior seal in the event drains or pipes become clogged.

Prominent Features: Easy installation for retrofit applications requiring new hook-up (see Recommended Use). Non-removable dome strainer eliminates improper strainer installation or lost strainers that can result in plugged drains. Vandalproof hinged access gate (allen-key opening) allows drain to be cleaned if necessary.

Leader Diameters: With Super-Seal EPDM Sealing Ring: 1-3/4" to 5-3/4" (44 mm to 146 mm). See detail at left for specific sizes.

Options: Without Super-Seal on outlet (see Thaler Super-Seal Retrofit Drain Seal literature). T-5 aluminum sediment collar. T-10 Stainless steel under-deck clamp (provides snug installation in otherwise insecure applications). T-7 aluminum Flow Control accessory (weir) for utilizing roof as temporary reservoir during excessive rainfall. T-12 stainless steel ballast guard. See Thaler Roof Drain Options literature. PVC coated deck flange for PVC roof membrane. Bituminous painted deck flange for BUR and ModBit roof membrane.

RECOMMENDED USE

For flat roofs in existing construction employing conventional roof (membrane above insulation) or inverted roof and new hook-up e.g. new installation in low spots subject to ponding water. Suitable for PVC, cast iron, steel, copper, or other type leaders in both Schedule 40 or 80 leader thicknesses.

APPROVALS

Conforms to ANSI A112.21.2 Roof Drains standard.

WARRANTY

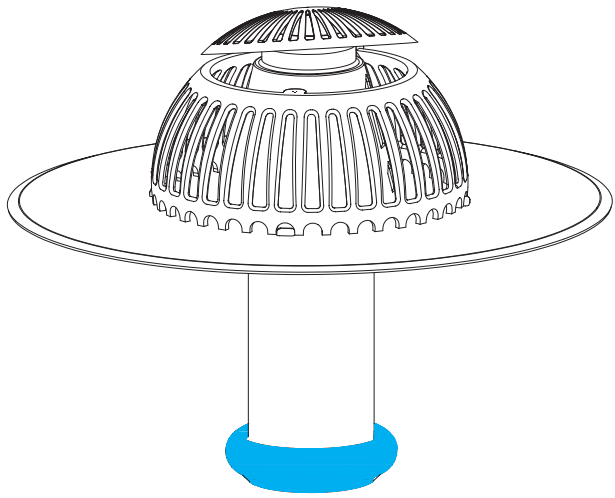
20 year warranty against defects in materials and/or manufacture when installed in accordance with Thaler "Installation Instructions". Copy of Warranty Certificate available upon request.

MAINTENANCE

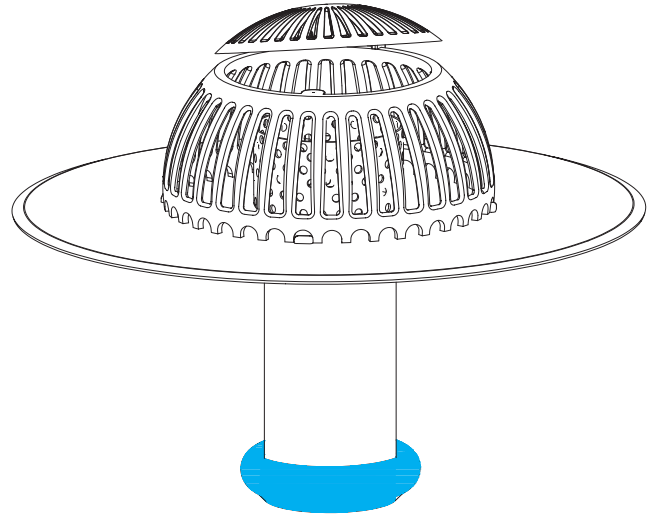
No maintenance required (maintenance free), however, as per CRCA/NRCA recommendations, drains should be inspected twice a year (spring and fall) and any debris removed from both around and inside the strainer.

SPECIFICATION (Short Form)

Roof drains: Thaler RD-14A-RR aluminum drain for [1-3/4" (44 mm) to 5-3/4" (146 mm)] leader size with: vandalproof cast aluminum dome with hinged access gate welded to drain body; .090" (2.3 mm) spun aluminum flat drain body, deck flange and straight seamless aluminum outlet with [T-5 aluminum sediment collar;] [T-9 Super-Seal EPDM sealing ring;] [T-10 stainless steel under-deck clamp;] [T-7 aluminum flow control accessory;] [T-12 stainless steel ballast guard;] [PVC coated deck flange] [bituminous painted deck flange]; as manufactured by Thaler Metal Industries, 1-800-387-7217 (Mississauga, Ontario, Canada) or 1-800-576-1200 (New Braunfels, TX), installed as per manufacturer's written instructions. Provide standard 20 year warranty against defects in materials and/or manufacture.



Optional T-7 Flow Control Accessory
(Shown Friction Fitted To Drain Body)



Optional T-5 Sediment Collar
(Shown Friction Fitted To Drain Body)



RD-14C-RR (Copper)
Roof Drain



Optional T-12 Stainless Steel Ballast Guard
on RD-14SS-RR Roof Drain
(Shown Friction Fitted To Drain Body)



RD-14SS-RR (Stainless Steel)
Roof Drain

Material Specification for RD-14C-RR (Copper) and RD-14SS-RR (Stainless Steel) Roof Drains (RD-14A-RR Aluminum Illustrated on page M-9)

Note: In Short Form specification on front of sheet, edit clause to reflect choice of copper (RD-14C-RR) or stainless steel (RD-14SS-RR) roof drain in lieu of aluminum if desired.

Drain Type	Dome Strainer	Underdeck Clamp	Drain Body and Base	T-5 Sediment Collar	T-7 Flow Control	T-12 Ballast Guard
RD-14A-RR	Cast Aluminum	Stainless Steel	Aluminum 0.090" (2.3 mm)	Aluminum	Aluminum	Stainless Steel
RD-14C-RR	Cast Aluminum	Stainless Steel	Copper base: 24 oz. 0.032" (0.813) pipe: DWV 0.058" (1.47mm)	Copper	Copper or Painted Aluminum	Stainless Steel
RD-14SS-RR	Cast Aluminum	Stainless Steel	Stainless Steel base: 26Ga. (0.476mm) pipe: 304L 0.058" (1.47mm)	Stainless Steel	Painted Aluminum or Stainless Steel	Stainless Steel