

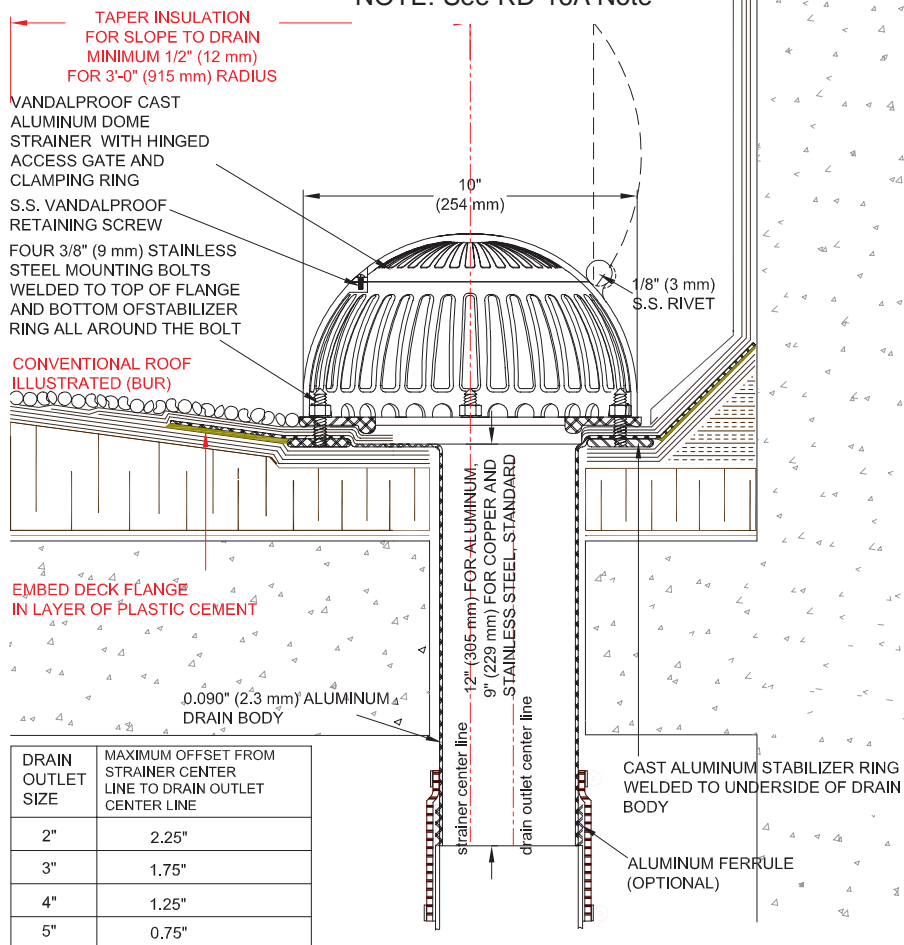
## ROOF SPECIALTIES RD-160A VANDALPROOF ALUMINUM ROOF DRAIN (All Purpose, Straight Offset Outlet)



RD-160A

RD-160SS

NOTE: See RD-16A Note



**RD-160A VANDALPROOF ALUMINUM ROOF DRAIN (All Purpose, Straight Offset Outlet) Note: RD-160C (Copper) and RD-160SS (Stainless Steel) similar. See reverse side of page for material change.**

### INSTALLATION

"Installation Instructions" are provided with every Thaler product. Essentially, the RD-160A roof drain is installed by coring or cutting the roof assembly, bending the base over slope, fitting the drain outlet into the rainwater leader, installing the dome strainer (including any optional accessories), and as follows:

**BUR:** Set drain flange over membrane in layer of mastic cement and flash in with 3 overlapping layers of felt flashing.

**ModBit:** Torch membrane until bitumen is fluid and set drain flange into fluid. Flash in flange with two overlapping layers of ModBit and seal with asphalt sealer.

**Single Ply:** Set drain flange in layer of membrane adhesive before applying membrane over flange. Note: for PVC membrane, specify PVC coated drain flange by adding suffix P to end of model number, e.g. RD-160A-P; weld roofing to drain flange using PVC torch.

**Precautions:** If coating drain flange with a bituminous paint on site, allow 24 hours for drying before applying roof membrane.

**Ordering:** Available throughout North America. Contact Thaler for list of distributors and current cost information. Most products are readily available from stock.

### DESCRIPTION

The Thaler RD-160A Roof Drain consists of a vandalproof cast aluminum dome with hinged access gate, cast aluminum stabilizer ring, stainless steel mounting bolts, aluminum body, deck flange and straight offset outlet fitted with an aluminum ferrule (optional).

**Prominent Features:** Easy installation for applications requiring new hook-up (see Recommended Use). Non-removable dome strainer eliminates improper strainer installation or lost strainers that can result in plugged drains. Vandalproof hinged access gate (allen-key operable) allows drain to be cleaned if necessary, or dismantled by permitting access to bolts inside drain.

**Leader Diameters:** With Brass Ferrule: 2" to 5" (51 mm to 127 mm).

**Options:** T-6 Brass ferrule. T-5 copper sediment collar. T-10 stainless steel under-deck clamp (provides snug installation in otherwise insecure applications). T-7 aluminum Flow Control accessory (weir) for utilizing roof as temporary reservoir during excessive rainfall. T-12 stainless steel ballast guard. See Thaler Roof Drain Options literature. PVC coated deck flange for PVC roof membrane. Bituminous painted deck flange for BUR and ModBit roof membrane.

### RECOMMENDED USE

For flat roofs in new or existing construction employing conventional roof (membrane above insulation) or inverted roof and new hook-up e.g. new installation in low spots subject to ponding water at [parapet walls, roof/wall juncture, flat/sloped roof transition. Suitable for PVC, cast iron, steel, copper, or other type leaders in both Schedule 40 or 80 leader thicknesses.

### APPROVALS

Conforms to ANSI A112.21.2 Roof Drains standard.

### WARRANTY

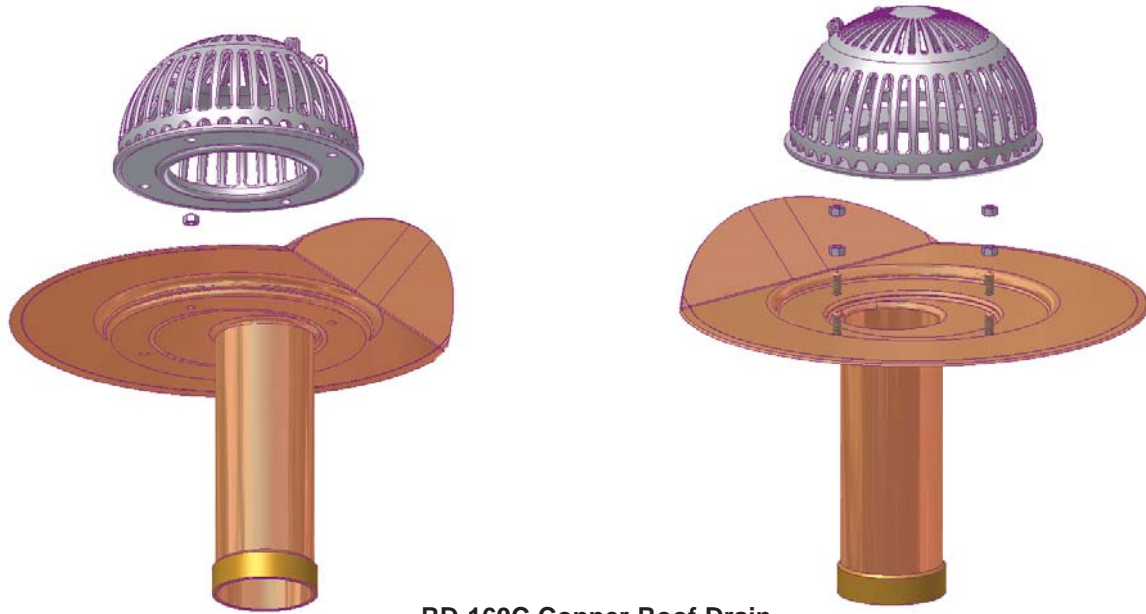
20 year warranty against defects in materials and/or manufacture when installed in accordance with Thaler "Installation Instructions". Copy of Warranty Certificate available upon request.

### MAINTENANCE

No maintenance required (maintenance free), however, as per CRCA/NRCA recommendations, drains should be inspected twice a year (spring and fall) and any debris removed from both around and inside the strainer.

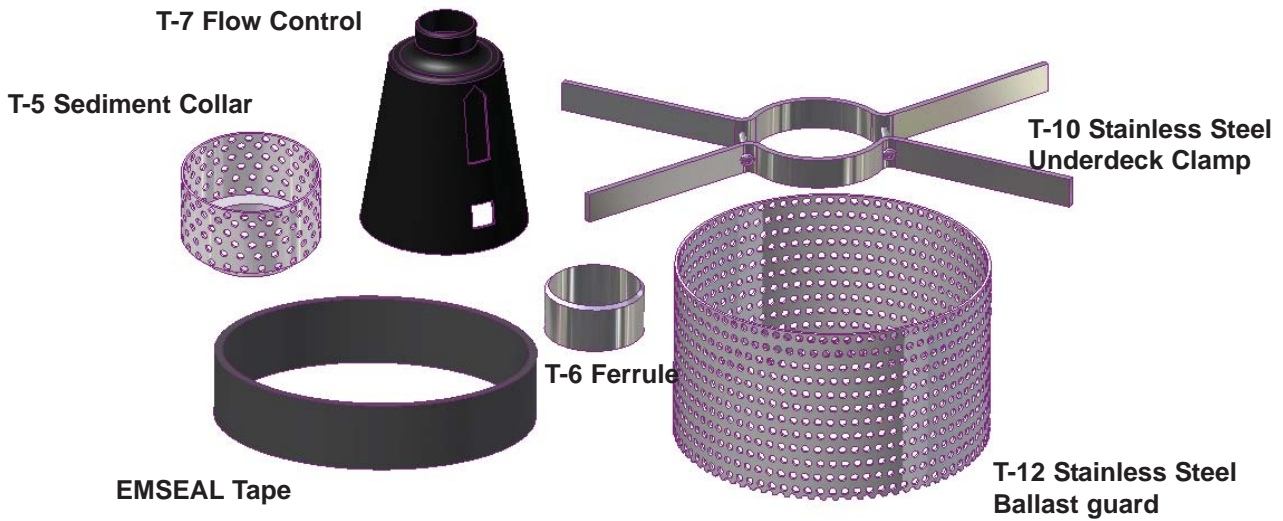
### SPECIFICATION (Short Form)

**Roof drains:** Thaler RD-160A Aluminum drain for [2" to 5" (51 mm to 127 mm)] leader size with: vandalproof cast aluminum dome with hinged access gate; .064" (1.6 mm) aluminum drain body, deck flange and straight offset outlet with, cast aluminum stabilizer ring, 3/8" (9 mm) aluminum bolts welded to drain body and stabilizer ring, [T-5 aluminum sediment collar;] [T-6 aluminum ferrule;] [T-10 stainless steel under-deck clamp;] [T-7 aluminum flow control accessory;] [T-12 s.s. ballast guard;] [PVC coated deck flange] [bituminous painted deck flange]; as manufactured by Thaler Metal Industries, 1-800-387-7217 (Mississauga, Ontario, Canada) or 1-800-576-1200 (New Braunfels, TX), installed as per manufacturer's written instructions. Provide standard 20 year warranty against defects in materials and/or manufacture.



RD-160C Copper Roof Drain

ROOF DRAIN ACCESSORIES



**Material Specification for RD-160C (Copper) and RD-160SS (Stainless Steel) Roof Drains (RD-160A Aluminum Illustrated on page M-12)**  
**Note: In Short Form specification on front of sheet, edit clause to reflect choice of copper (RD-160C) or stainless steel (RD-160SS) roof drain in lieu of aluminum if desired.**

Drain Type	Dome Strainer	Underdeck Clamp	Drain Body and Base	Ferrule	T-5 Sediment Collar	T-7 Flow Control	T-12 Ballast Guard
RD-160A	Cast Aluminum	Stainless Steel	Aluminum 0.064" (1.6 mm)	Aluminum	Aluminum	Aluminum	Stainless Steel
RD-160C	Cast Aluminum	Stainless Steel	Copper base: 24 oz. 0.032" (0.813 mm) pipe:DWV 0.058"(1.47mm)	Brass	Copper	Copper or Painted Aluminum	Stainless Steel
RD-160SS	Cast Aluminum	Stainless Steel	Stainless Steel base: 26Ga. (0.476mm) pipe:304 L 0.12"(3mm)	Stainless Steel	Stainless Steel	Painted Aluminum or Stainless Steel	Stainless Steel